

# 2026 CLARK COUNTY, WA POINT-IN-TIME COUNT RESULTS

with 2025  
comparisons

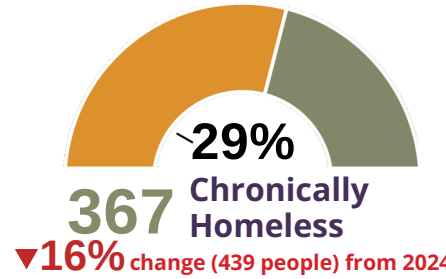
# 1260

People were experiencing homelessness in Clark County on January 29, 2026.  
▼ **18%** from January 30, 2025

OF THE 1260 PEOPLE:

♀ **46% WOMEN**

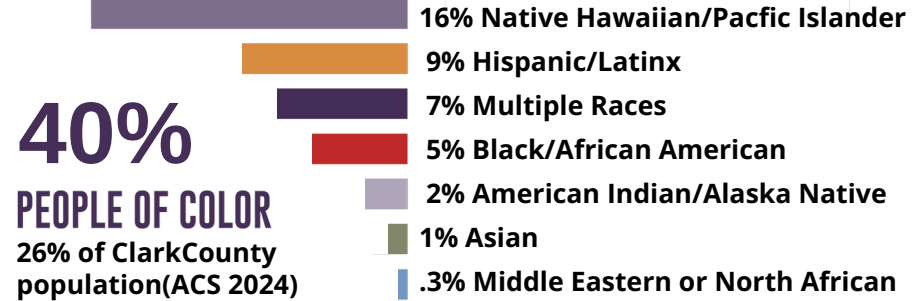
**54% MEN** ♂



**659** People were UNSHELTERED ▼ **11%**

**478** People were in an EMERGENCY SHELTER ▼ **15%**

**123** People were in TRANSITIONAL HOUSING ▼ **46%**



## INCLUDED AMONG THE 1260 PEOPLE:



**173** families with children  
(149 families)  
▲ **16%** from 2025




**42** young adults (ages 18-24)  
(79 people)  
▼ **47%** from 2025



**6** unaccompanied minors (under 18)  
(6 people)  
= **0%** from 2025



**66** seniors (age 62 & up)  
(133 people)  
▼ **50%** from 2025



**35** Veterans  
(39 people)  
▼ **10%** from 2025